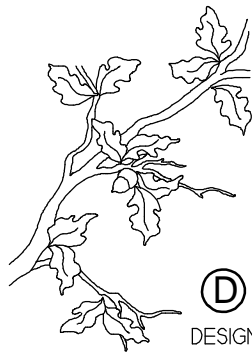


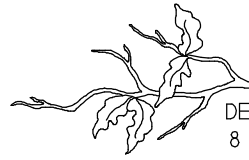
Tree Components Oak



DESIGN 436
4 7/8 X 10 1/8



DESIGN 437
8 1/4 X 11 5/8



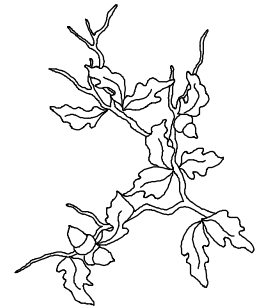
DESIGN 438
8 3/8 X 5



DESIGN 439
7 1/2 X 10 5/8



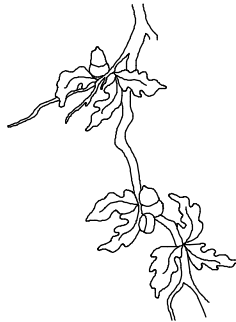
DESIGN 440
4 1/4 X 8 7/8



DESIGN 441
8 X 10 1/4



DESIGN 444
6 5/8 X 10 1/8



DESIGN 443
7 X 10 3/4




DESIGN 442
3 7/16 X 3 3/4




DESIGN 445
13 3/8 X 20 1/8



DESIGN 447
15 1/8 X 19 13/16




DESIGN 446
4 5/8 X 10 7/8




DESIGN 448
4 1/4 X 5

Tree Components Pine



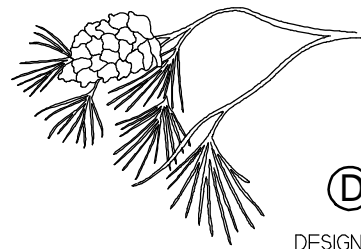
© DESIGN 449
6 3/8 X 10 9/16



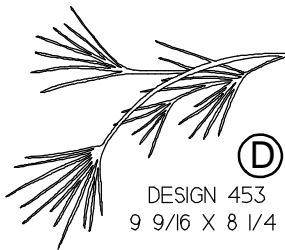
© DESIGN 450
6 7/16 X 8 3/16



© DESIGN 452
9 15/16 X 7 11/16



© DESIGN 451
11 3/4 X 8 1/4



© DESIGN 453
9 9/16 X 8 1/4




© DESIGN 454
10 1/8 x 9 7/8



© DESIGN 455
8 X 4 5/8

Trees & Branches



DESIGN 244
F 18 3/8 X 8 1/4



DESIGN 138
I 24 3/4 X 17 1/8



DESIGN 50
E 5 5/8 X 6 3/8



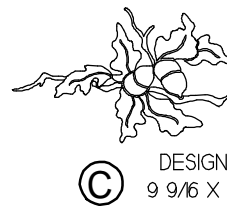
DESIGN 54
M 19 7/8 X 36 3/8



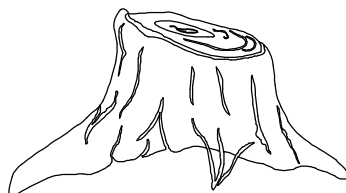
DESIGN 243
D 9 7/8 X 6 1/4




DESIGN 140
D 11 3/4 X 11



DESIGN 242
C 9 9/16 X 4 1/2



DESIGN 144
D 11 1/2 X 6 1/2



DESIGN 141
D 9 3/4 X 10 5/8

Trees & Branches




Ⓒ DESIGN 291
13 X 18 3/4



Ⓒ DESIGN 292
11 1/4 X 20 1/4



Ⓐ DESIGN 290
13 5/8 X 4 1/4



Ⓒ DESIGN 288
4 7/8 X 16 1/4



Ⓔ DESIGN 289
8 7/16 X 16 3/4


Trees & Branches



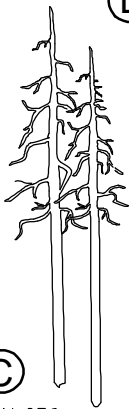
DESIGN 279
11 1/2 X 24 1/2




DESIGN 278
9 1/16 X 12 9/16




DESIGN 128
16 X 32 1/4



DESIGN 250
4 1/4 X 13 5/8

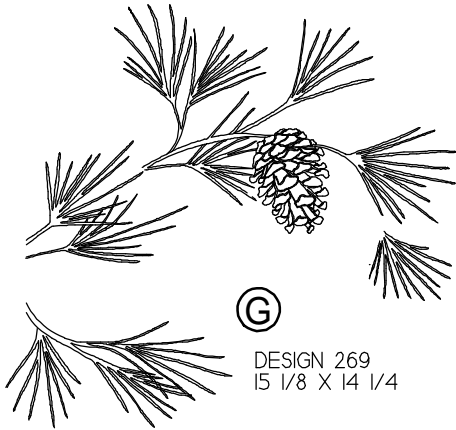


DESIGN 251
13 1/16 X 30 3/8



DESIGN 126
18 1/4 X 25 7/8

Trees & Branches




Ⓒ

DESIGN 269
15 1/8 X 14 1/4



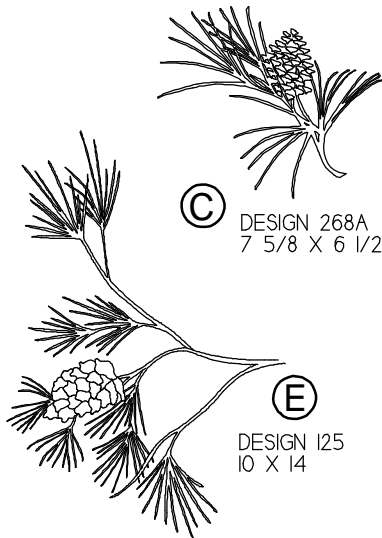
Ⓔ

DESIGN 271
16 7/8 X 8 5/8



Ⓓ

DESIGN 270
8 7/8 X 8 5/8



Ⓒ

DESIGN 268A
7 5/8 X 6 1/2



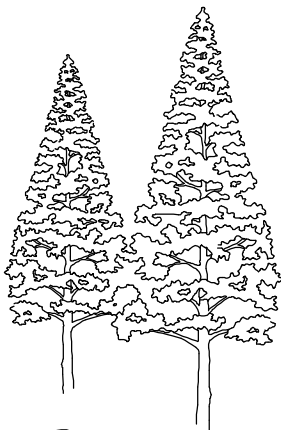
Ⓓ

DESIGN 127
9 X 9



Ⓔ

DESIGN 125
10 X 14



Ⓔ

DESIGN 203
9 1/8 X 14 1/2



Ⓓ

DESIGN 205
11 X 7 3/8



Ⓓ

DESIGN 204
9 3/4 X 8 1/4




Ⓒ

DESIGN 206
7 3/8 X 6 3/4

Trees & Branches



Ⓛ DESIGN 223
18 1/4 X 41 1/2



Ⓚ DESIGN 135
19 1/4 X 29 3/4